

PROFILE

Class of 2010



Administration Staff

Howard Lucks, Ed. D., *Superintendent*

Risa Clay, *Principal*

William Smith, *Assistant Principal*

Dawn C. Kaszuba, *Director of Pupil Personnel Services*

School Counselors

Michael DeCotis

Christopher Desiere

Linda Kornegay

Maritza Rodriguez

RED BANK REGIONAL HIGH SCHOOL

101 Ridge Road, Little Silver, New Jersey 07739

www.rbrhs.org

(732) 842-8000 • FAX (732) 842-8924

School and Community

The Red Bank Regional High School District was formed on November 25, 1969, by the voters in Little Silver, Red Bank, and Shrewsbury. They also approved the purchase of 53.6 acres of land in Little Silver on which the new high school would be situated. The current school campus includes the main high school, the community school (alternative high school), a separate Board of Education building, and several state-of-the-art athletic fields and facilities.

Red Bank Regional High School's student body is socio-economically diverse, drawn from 17 different school districts. Three separate academies in Visual and Performing Arts, Finance and Technology accept tuition students who demonstrate their abilities through audition and academic record, ensuring the continued excellence of the academic programs. In response to current research on ninth grade attendance, retention and the transition to high school, RBRHS instituted a "Ninth Grade Academy." All ninth graders are randomly grouped into three "houses" and are monitored by an interdisciplinary team and a school counselor for their first year at the high school. Students in the Class of 2011 will be the first to graduate from this educational model. The total student enrollment is 1146. Minority students account for following percentages of the total student body: African-American 10%, Hispanic 19% and Asian/American Indian 1.4%.

In 2008, *NJ Monthly Magazine* recognized Red Bank Regional High School as one of the top 75 schools in NJ (ranking 3rd in Monmouth County), climbing to 64 from a rank of 89 in the 2006 issue. The continued hard work of staff and students has further improved our rank to 61. In addition, *Newsweek* identified RBRHS as one of America's Best High Schools. The dramatic improvement over the last four years is due mainly to increased SAT and AP scores and an application of the overall school philosophy of success for ALL students. RBRHS has also been commended by the NJ Department of Education, the NJ Commissioner of Education, the Office of Bilingual Education, and has earned several awards, including the "Best Practices Award" for the English Language Learners program and the "19th Annual School Leader Award" for the ninth grade de-tracking initiative. The district was awarded a \$1.25 million Federal Grant for the development of small learning communities, which resulted in the Class of 2012 having an opportunity to select from among newly developed academies: math and science; sports medicine and management; humanities; and international studies. These students will be the first to graduate from the small learning communities at RBRHS.

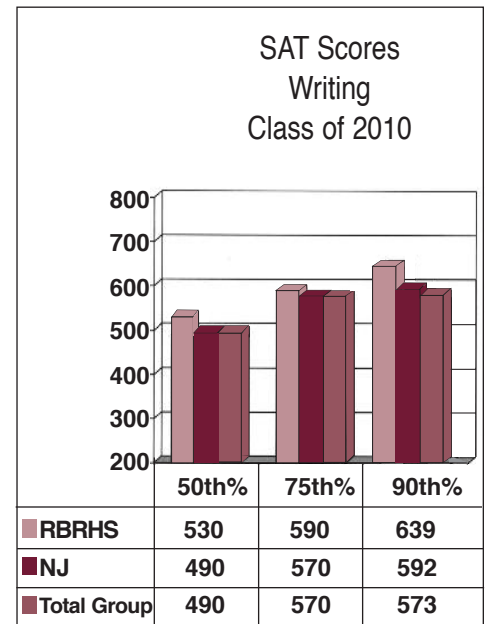
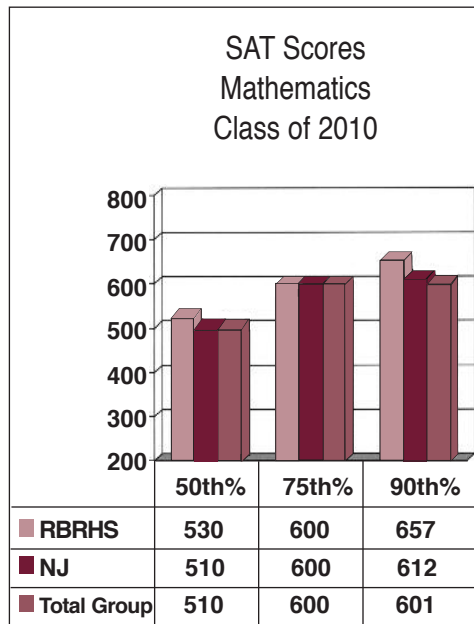
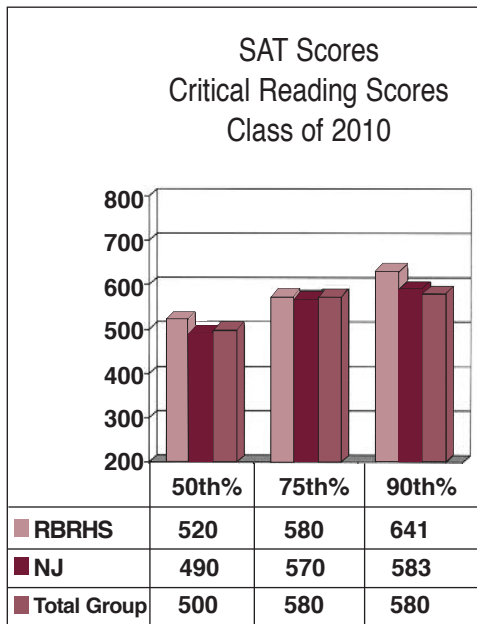
Red Bank Regional High School is accredited by the New Jersey Department of Education and the Middle States Association of Colleges and Schools, a member of the National Consortium of Specialized Secondary Schools of Math, Science and Technology and the National Academy Foundation. In spring 2009 RBRHS was approved by the International Baccalaureate North American Division as an IB school, and the class of 2011 includes the first diploma recipients from the Red Bank Regional International Baccalaureate program.

Curriculum

Red Bank Regional High School offers a wide array of full year and semester courses. **Students at RBRHS have an opportunity to select from among a number of Honors (26), Advanced Placement (18) and IB (21) courses.** Graduates complete required courses, pass the NJ High School Proficiency Assessment and earn at least 140 credits which is well above the State of New Jersey's graduation requirement of 120 credits.

Scholastic Aptitude Test Profile CEEB Code 311300

The information below reflects the scores of 2010 graduating class. The most recent verbal and math scores of each 2010 graduate who took the SAT were used to determine mean scores. Of the 2010 graduates, 191 took the SAT during their four years at RBRHS (71%).



Class Rank

Class Rank is computed after six semesters. All students, regardless of courses taken, are included in the class rank. Students enrolled in Honors courses will earn an additional five points while Advanced Placement and IB courses will contribute an additional ten points to their grade point average for ranking only; therefore, transcript grades do not reflect the additional points added to Honors, Advanced Placement and IB courses. **Reporting rank is optional for the Class of 2011.**

Grading System

4 Point Scale	Percent Grade
3.90 – 4.0	97 – 100
3.75 – 3.89	93 – 96
3.50 – 3.74	90 – 92
3.25 – 3.49	87 – 89
3.00 – 3.24	83 – 86
2.75 – 2.99	80 – 82
	Below 65 is failing

P	=	Pass
WP	=	Withdrawn Passing
WF	=	Withdrawn Failing
ME	=	Medical Excuse

Class of 2011 Weighted GPA Distribution - Class Size 269

Highest	99	100-95	7%
		94-90	20%
Median	86	89-80	49%
		79-70	22%
Lowest	65	69-below	2%

Class of 2010 Post Graduation Destinations

Attended 2 and 4 year College-93%
Attended Vocational/Technical School-1%

Enlisted in the Armed Services-3%
Entered the World of Work-2%